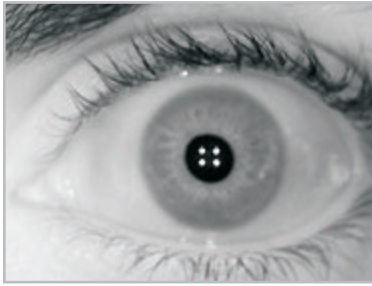


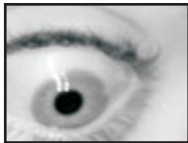
GOOD CAPTURE EXAMPLES



BAD CAPTURE EXAMPLES



Closed or Blink



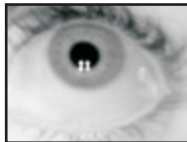
Looking Sideways



Looking Sideways



Looking Sideways



Looking Sideways

Biomatiques Identification Solutions Pvt. Ltd.

H.O.: Level 1, Rishi House, Near ICICI Bank, Kargil Chowk, Piplod, Surat - 395 007
Ph.: +91 (261) 2225767 | info@biomatiques.com | www.biomatiques.com

QUICK USER GUIDE



Biomatiques Iris scanner
Model : EPI-1000

CONNECTING THE DEVICE

Use the USB Cable (Type-A to Type-B) shown below to connect the device to the standard USB Type-A connectors of Computer, Laptop, PoS etc.



Figure 1
USB Type-B to Type-A Cable

Use below shown Micro USB to Type-B USB OTG Cable to connect to USB OTG supported devices such as Android Smart phones, Tablets etc.



Figure 2
USB OTG Cable with Type-B Connector

TAKING CARE OF THE DEVICE

The device can be used in normal environmental conditions :

- The device must not be used in direct sunlight or in extremely bright environments.
- The device must not come in direct contact with extremely bright light or heat source.
- The device must also be kept away from direct water sources, such as rain.

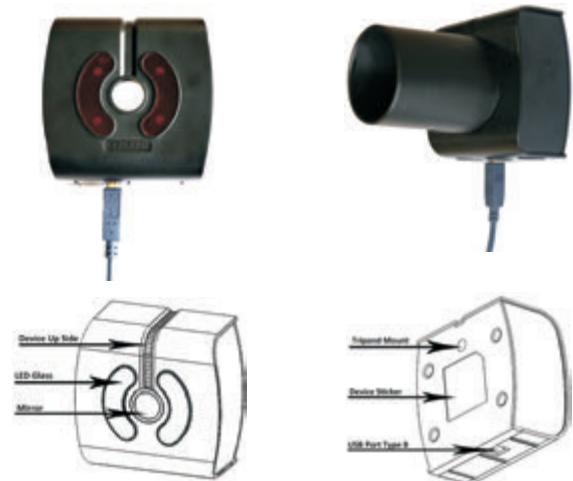
▲ Do not adjust the screws on the device. This will affect the calibration of the unit and may void the warranty on the product. Do refer to the product warranty for further details.

PACKAGE CONTENT

- Biomatiques Iris Scanner (Model: EPI-1000)
- Capturing Aid
- USB Cable (Type-A to Type-B)
- Micro USB to Type-B USB OTG Cable (Optional)
- Quality Report
- Quick User Guide

HOLDING THE DEVICE

The device must be held in hand or placed on standard tripod as shown below. The USB Cable must face down as shown below.



P.S: Not holding the device as directed will cause authentication issues and affect the device performance.

USING THE DEVICE

DO:

- Keep the head straight and look straight to the mirror with eyes wide open
- Use the mirror to position the Eye
- Follow operator's instructions
- Remove spectacles or goggles

DON'T:

- Do not close, blink or look sideways
- Do not tilt the head
- Do not operate the device by self
- Do not tilt or rotate the device

